


zz CO2 controller booking for Live Cell Imaging at Zeiss Axio Observer / Leica SP8 (Schlieren)

In this guide by the Center for Microscopy, learn to book the CO2 controller for live cell experiments at WAD, Schlieren (Wagistrasse 12, 5th floor).

Written By: Joana Raquel Delgado Martins




INTRODUCTION

In this guide of the Center for Microscopy and Image Analysis we describe how to book the CO2 controller to perform live cell experiments either at the Leica SP8 inverse or at Widefield Zeiss Axio Observer located in WAD Schlieren (Wagistrasse 12, 5th floor, room WAD-12-K-105)

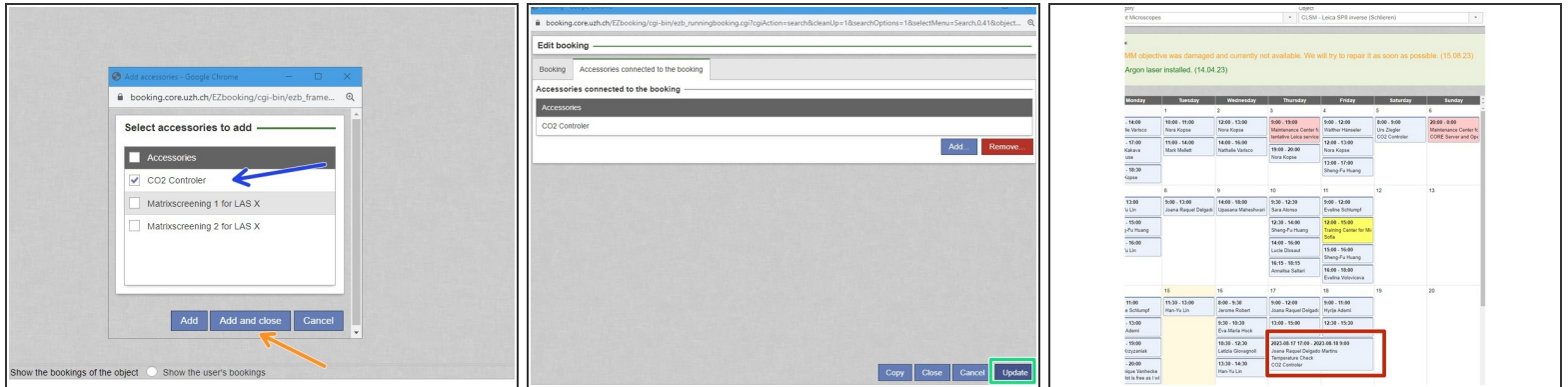
Step 1 — Adding the CO2 controller to your booking

The left screenshot shows the 'New booking' form. The 'Accessories connected to the booking' tab is selected, indicated by a red arrow. The 'Object' dropdown is set to 'CLSM - Leica SP8 inverse (Schlieren)'. The 'Booking occasion' section has 'Single booking' selected. The 'Date' is 15.08.2023, 'From' is 08:00, and 'To' is 09:00. A message box contains the text: '20x IMM objective was damaged and currently not available. We will try to repair it as soon as possible. (15.08.23)' and 'New Argon laser installed. (14.04.23)'. The 'Make booking for' section has 'Organisation' and 'Funding source for this booking' fields.

The right screenshot shows the 'Accessories' section. The 'Add...' button is highlighted by an orange arrow. The text 'No accessories have been connected to this booking' is displayed.

-  If you need to control CO2 in your experiment either in the SP8 inverse Schlieren or the Zeiss Widefield systems please make sure you book the CO2 controller for your timeslot.
- Please book the instrument you would like to use and corresponding time slot.
 - To use the CO2 environmental control. choose the tab "Accessories connected to the booking".
 - Click "Add" to choose a new accessory.

Step 2 — Adding the CO2 controller to your booking



- Choose CO2 controller.
- Choose "Add and close".
- ❗ If it's not available please go back to the booking and adjust the date and time.
- Click "Update" or "Book".
- Your booking now includes the CO2 controller.